






PCT-D32, PCT-D33, PCT-D34, PCT-D38



STANDARD FEATURES

PCT's digital splitters offer exceptional performance at 1.2 GHz and long-term reliability for drop installations, particularly in systems with cable modem applications. This newest generation enables MSOs to confidently upgrade their network hardware as they rollout services made possible by DOCSIS 3.1.

Features and Benefits

- Excellent performance in the expanded return path range of DOCSIS 3.1
- Expanded bandwidth in the downstream to allow for the higher data rates provided by DOCSIS 3.1
- Superior intermodulation distortion and second harmonic performance
- Excellent return loss and port-to-port isolation in the return band
- Soldered back plate for excellent RFI performance
- 6 kV surge withstand, excellent second order harmonics performance after 10 surges to each port per IEEE C62.41-1991 Category A3
 - -45 dBmV spurious signals and second harmonics with a +55 dBmV input carrier
- Tin plating provides superior defense against long-term corrosion
- Weather-sealed F ports prevent moisture migration
- Machine threaded, flat-faced F ports for improved ground plane contact
- Conforms to all applicable SCTE standards



PCT-D32, PCT-D33, PCT-D34, PCT-D38

Specifications

DIGITAL SPLITTERS	PCT-D3x			
	2-Way	3-Way	4-Way	8-Way
Parameters	TYP	TYP	TYP	TYP
Insertion Loss			Max (-dB)	
5 to 10 MHz	3.5	3.5 / 6.8	7.4	10.8
10 to 65 MHz	3.5	3.5 / 6.8	7.3	10.6
65 to 470 MHz	3.6	3.6 / 7.0	7.3	10.8
470 to 862 MHz	3.8	3.7 / 7.5	7.5	11.2
862 to 1006 MHz	3.9	3.8 / 7.8	7.7	11.5
1006 to 1200 MHz	4.2	4.0 / 8.1	8.1	12.2
Out-to-Out Isolation			Min (-dB)	
5 to 10 MHz	30.0	30.0	30.0	28.0
10 to 65 MHz	36.0	36.0	36.0	33.0
65 to 470 MHz	30.0	30.0	30.0	29.0
470 to 862 MHz	28.0	28.0	28.0	25.0
862 to 1006 MHz	26.0	26.0	26.0	24.0
1006 to 1200 MHz	23.0	23.0	23.0	23.0
Input Return Loss			Min (-dB)	
5 to 10 MHz	22.0	22.0	22.0	22.0
10 to 65 MHz	25.0	25.0	25.0	25.0
65 to 1006 MHz	22.0	22.0	22.0	22.0
1006 to 1200 MHz	22.0	22.0	22.0	22.0
Output Return Loss			Min (-dB)	
5 to 10 MHz	22.0	22.0	22.0	22.0
10 to 65 MHz	25.0	25.0	25.0	25.0
65 to 1006 MHz	22.0	22.0	22.0	22.0
1006 to 1200 MHz	22.0	22.0	22.0	22.0

General Specifications

- Nominal Impedance 75 Ohms
- Flatness (Tap & Out) ± 0.5 dB
- RFI -120 dB
- Surge Withstand IEEE C62.41-1991 Category A3 (6000 V, 200 Amp, 0.5 µs-100 kHz Ring Wave)
- Spurious Signals Including Second -45 dBmV, after 10 surges of A3 6 kv on each port Harmonics with a +55 dBmV return input carrier
- Blocking Capacitors All ports
- Operating Temperature -40 to +60° C (-40 to +140° F)
- Regulatory Compliance CE

Ordering Information

- PCT-D32 Splitter, Drop, Indoor Outdoor, 1.2 GHz, 2-Way
- PCT-D33 Splitter, Drop, Indoor Outdoor, 1.2 GHz, 3-Way
- PCT-D34 Splitter, Drop, Indoor Outdoor, 1.2 GHz, 4-Way
- PCT-D38 Splitter, Drop, Indoor Outdoor, 1.2 GHz, 8-Way